

# Candle Sand Magic & Glass Votive Décor

 **WARNING:**  
**CHOKING HAZARD** - Small parts.  
Not for children under 3 years.

## IN THIS KIT

4 glass votives  
4 bags of candle sand wax  
4 wicks  
1 mirror  
self-adhesive gems  
2 glitter glue tubes  
instruction sheet

## Design Cool Candles!

With this kit you can create your own candle room decor. Using candle sand is a safe & fun way to make your own candles! No heating or melting of wax is required. It's as easy as 1-2-3!

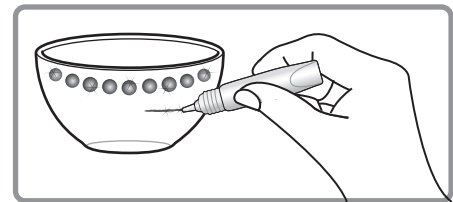
## REMEMBER : Pour Slowly & Evenly

If you shake the votives while filling them, the colors will mix together and the lines won't be as sharp. If you want sharp, defined lines between your layers, pour slowly and don't jiggle your votive until it's completely filled.

## Making Your Candles

**1**

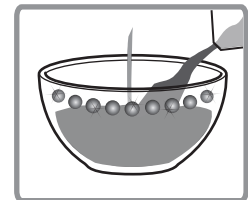
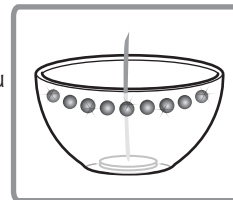
Choose which glass votive you want to make your candle in. Decorate using glitter glue & gems. The gems are self-adhesive. Peel from the sheet & press onto the glass where you want them. Let glitter glue dry completely. Be sure to only decorate on the outside of the votive.



**2**

Place one wick in the bottom of the votive making certain that it is centered. Carefully fill the votive with the candle sand wax of your choice. Make sure that you do not knock over or cover the wick when filling with candle sand wax.


*Hint: Layer different colors of candle wax for a colorful design!*



**3**

Sit one or more of your creations on top of the included mirror to display your beautiful new room decor!

**Read all below cautions & warnings before lighting your candle. Trim wick to 1/4" prior to lighting. Do not allow wick trimmings to accumulate in wax pool. Place candle on a temperature-safe surface. Adult supervision required!**



Now you have your own Candle Sand Designs!

**CAUTION!** This product contains glass votives & flammable materials. Glass can be hazardous if broken. Hot candle wax can burn skin. This product is not recommended for children under the age of 12. Keep this kit away from direct heat & other flammable materials. Read & follow all cautions & instructions carefully. Adult supervision required.

**WARNING!** To Prevent Fire: • Do not leave burning candle unattended • Keep out of reach of children & pets • Light candle away from flammable materials such as curtains, blankets, rugs, loose clothing, long hair, paper, etc. • Never put fingers in hot wax or near flame • Glass votive will be hot when candle is lit, do not touch or attempt to move candle after lighting • Trim wick to avoid build up & smoky flame • Keep wax pool free from wick trimmings & other debris