

# Wristlet Purse & Accessories, Too!

## IN THIS KIT

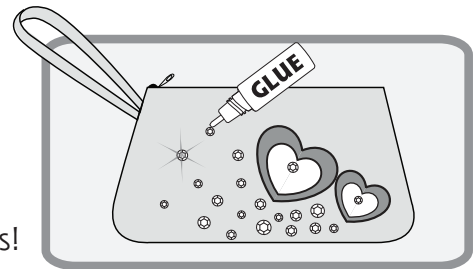
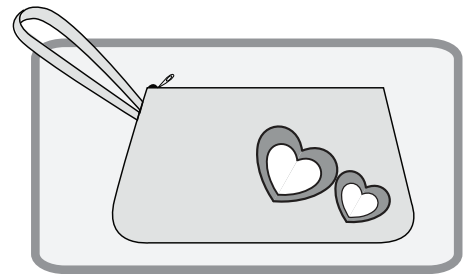
- 1 wristlet purse
- 1 coin purse
- 1 cell phone holder
- 1 mirror keychain with case
- glue
- assorted gems
- instruction sheet

### Bling your accessories!

With this kit you can create funky, sparkly accessories to take with you or share with a friend! Use gems to add your own style to your fashion creations!

### How to Decorate

- 1** Choose which project you want to work on and lay it out in front of you.
- 2** Arrange the gems on the project however you choose.
- 3** Dab glue to the back of the gems and lay in place. Let dry completely.

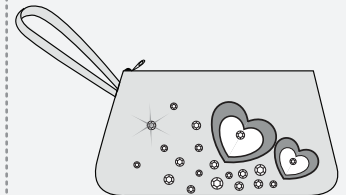



Now you have your own Wristlet Purse & Accessories!

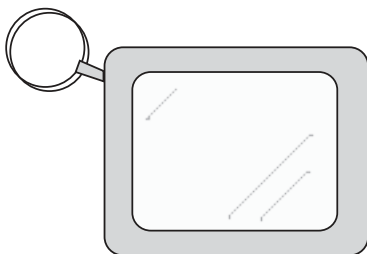
### DESIGN TIP

When decorating your accessories there are many different ways to arrange the gems provided.

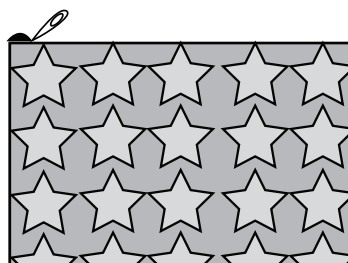
Use the gems to make a shape or personalize with letters.



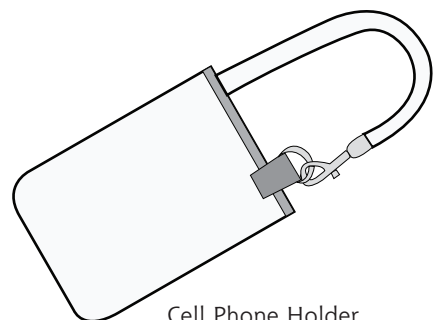
Place randomly for a unique pattern.



Mirror Keychain



Coin Purse



Cell Phone Holder